


(1)(a) STATEMENT SHOWING SHAREHOLDING PATTERN IN CLAUSE-35			
NAME OF THE COMPANY:GOWRA LEASING AND FINANCE LIMITED			
SCRIP CODE:	530709	Name of the Scrip:	GOWRALE
Class of Security:	Equity		
QUARTER ENDED:	30/09/2013		
Partly paid-up shares	No. of partly paid-up shares	As a % of total no. of partly paid-up shares	As a % of total no. of shares of the Company.
Held by promoter/promoter group	0	0	0
Held by Public	0	0	0
Total:	0	0	0
Outstanding convertible securities:	No. of outstanding securities	As a % of total no. of outstanding convertible securities.	As a % of total no. of shares of the Company assuming full conversion of the convertible securities
Held by promoter/promoter group	0	0	0
Held by Public	0	0	0
Total:	0	0	0
Warrants:	No. of warrants	As a % of total no. of warrants	As a % of total no. of shares of the Company, assuming full conversion of warrants
Held by promoter/promoter group	0	0	0
Held by Public	0	0	0
Total:	0	0	0
Total paid-up capital of the Company, assuming full conversion of warrants and convertible securities			
	3000300	0	100.00

For Gowra Leasing & Finance Ltd.


Managing Director

CATEGORY CODE	CATEGORY OF SHAREHOLDER	NO OF SHAREHOLDERS	TOTAL NUMBER OF SHARES	NO OF SHARES HELD IN DEMATERIALIZED FORM	TOTAL SHAREHOLDING AS A % OF TOTAL NO OF SHARES		SHARES PLEDGE OR OTHERWISE ENCUMBERED	
					AS a PERCENTAGE of (A+B)	AS a PERCENTAGE of (A+B+C)	NUMBER OF SHARES	AS a PERCENTAGE (IX)=(VIII)/(IV)*100
(I)	(II)	(III)	(IV)	(V)	(VI)	(VII)	(VIII)	(IX)
(A)	PROMOTER AND PROMOTER GROUP							
(1)	INDIAN							
(a)	Individual /HUF	53	1248811	1146911	41.62	41.62	0	0.00
(b)	Central Government/State Government(s)	0	0	0	0.00	0.00	0	0.00
(c)	Bodies Corporate	1	547900	547900	18.26	18.26	0	0.00
(d)	Financial Institutions / Banks	0	0	0	0.00	0.00	0	0.00
(e)	Others	0	0	0	0.00	0.00	0	0.00
	Sub-Total A(1) :	54	1796711	1694811	59.88	59.88	0	0.00
(2)	FOREIGN							
(a)	Individuals (NRIs/Foreign Individuals)	0	0	0	0.00	0.00	0	0.00
(b)	Bodies Corporate	0	0	0	0.00	0.00	0	0.00
(c)	Institutions	0	0	0	0.00	0.00	0	0.00
(d)	Qualified Foreign Investor	0	0	0	0.00	0.00	0	0.00
(e)	Others	0	0	0	0.00	0.00	0	0.00
	Sub-Total A(2) :	0	0	0	0.00	0.00	0	0.00
	Total A=A(1)+A(2)	54	1796711	1694811	59.88	59.88	0	0.00
(B)	PUBLIC SHAREHOLDING							
(1)	INSTITUTIONS							
(a)	Mutual Funds /UTI	0	0	0	0.00	0.00	0	0.00
(b)	Financial Institutions /Banks	0	0	0	0.00	0.00	0	0.00
(c)	Central Government / State Government(s)	0	0	0	0.00	0.00	0	0.00
(d)	Venture Capital Funds	0	0	0	0.00	0.00	0	0.00
(e)	Insurance Companies	0	0	0	0.00	0.00	0	0.00
(f)	Foreign Institutional Investors	0	0	0	0.00	0.00	0	0.00
(g)	Foreign Venture Capital Investors	0	0	0	0.00	0.00	0	0.00
(h)	Qualified Foreign Investor	0	0	0	0.00	0.00	0	0.00
(i)	Others	0	0	0	0.00	0.00	0	0.00
	Sub-Total B(1) :	0	0	0	0.00	0.00	0	0.00
(2)	NON-INSTITUTIONS							
(a)	Bodies Corporate	15	8547	8447	0.28	0.28	0	0.00
(b)	Individuals							
	(i) Individuals holding nominal share capital upto Rs.1 lakh	1445	1053937	263222	35.13	35.13	0	0.00
	(ii) Individuals holding nominal share capital in excess of Rs.1 lakh	10	123260	10260	4.11	4.11	0	0.00
(c)	Others	0	0	0	0.00	0.00	0	0.00
	NON RESIDENT INDIANS	6	17845	45	0.59	0.59	0	0.00
(d)	Qualified Foreign Investor	0	0	0	0.00	0.00	0	0.00
	Sub-Total B(2) :	1476	1203589	281974	40.12	40.12	0	0.00
	Total B=B(1)+B(2) :	1476	1203589	281974	40.12	40.12	0	0.00
	Total (A+B) :	1530	3000300	1976785	100.00	100.00	0	0.00
(C)	Shares held by custodians, against which Depository Receipts have been issued							
(1)	Promoter and Promoter Group							
(2)	Public	0	0	0	0.00	0.00	0	0.00
	GRAND TOTAL (A+B+C) :	1530	3000300	1976785	100.00	0.00	0	0.00

For Gowra Leasing & Finance Ltd.

Managing Director


(i)(b) Statement showing holding of securities (including shares, warrants, convertible securities) of persons belonging to the category "Promoter and Promoter Group"											
Sr.No	Name of the Shareholder	Details of Shares held			Encumbered shares (*)		Details of Warrants		Details of convertible securities		Total Shares (including underlying shares existing full conversion of warrants and convertible securities) as a % of diluted share capital
		No. of Shares held (ii)	As a % of grand total (A)+(B)+(C) (vi)	Pledge Shares (v)	AS a percentage (vii)=(v)/(ii)*100	AS a % of grand total (A)+(B)+(C) of sub-clause (i)(a) (viii)	Number of warrants held (ix)	As a % total number of warrants of the same class (x)	Number of convertible securities held (xi)	As a % total number of convertible securities of the same class (xii)	
(i)	(ii)	(ii)	(vi)	(v)	(vii)	(viii)	(ix)	(x)	(xi)	(xii)	(iii)
1	GOWRA PETAICHEM PRIVATE LIMITED	547900	18.26	0	0.00	0.00	0	0.00	0	0.00	18.26
2	Srinivas Gowra	125959	4.20	0	0.00	0.00	0	0.00	0	0.00	4.20
3	Lakshmi Narayana Gowra	101100	3.37	0	0.00	0.00	0	0.00	0	0.00	3.37
4	Ramadevi Lakshminarayana Gowra	83300	2.78	0	0.00	0.00	0	0.00	0	0.00	2.78
5	G.S.RAJAGOPAL PARTNER, G.S.ORGANICS	71800	2.59	0	0.00	0.00	0	0.00	0	0.00	2.59
6	SURESH LAKSHMINARAYANA GOWRA	78800	2.66	0	0.00	0.00	0	0.00	0	0.00	2.66
7	ADITYA SRINIVAS GOWRA	72761	2.43	0	0.00	0.00	0	0.00	0	0.00	2.43
8	RAMANSH BABU GOWRA SUBBARAYASETTY	69700	2.32	0	0.00	0.00	0	0.00	0	0.00	2.32
9	SARVIND LAKSHMI NARAYANA GOWRA	69000	2.30	0	0.00	0.00	0	0.00	0	0.00	2.30
10	SARITHA SRINIVAS GOWRA	64600	2.15	0	0.00	0.00	0	0.00	0	0.00	2.15
11	GOWRA ANIL KUMAR	52300	1.74	0	0.00	0.00	0	0.00	0	0.00	1.74
12	S S RAMESH BABU	50992	1.71	0	0.00	0.00	0	0.00	0	0.00	1.71
13	SUBBAYYA SRINIVAS GOWRA	49600	1.65	0	0.00	0.00	0	0.00	0	0.00	1.65
14	NAGARAJA SRINIVAS GOWRA	46900	1.56	0	0.00	0.00	0	0.00	0	0.00	1.56
15	G ROJA	47300	1.61	0	0.00	0.00	0	0.00	0	0.00	1.61
16	GOWRA VENKATA RATHNAM	34600	1.17	0	0.00	0.00	0	0.00	0	0.00	1.17
17	SOMA SRI HARSHA	36300	1.21	0	0.00	0.00	0	0.00	0	0.00	1.21
18	G L PRASAD	20500	0.67	0	0.00	0.00	0	0.00	0	0.00	0.67
19	GOWRA RAJAGOPAL NIRMALA	15000	0.50	0	0.00	0.00	0	0.00	0	0.00	0.50
20	SOMA VIJAYA LAKSHMI	15000	0.49	0	0.00	0.00	0	0.00	0	0.00	0.49
21	GOWRA RAMANIANEYULU	11500	0.38	0	0.00	0.00	0	0.00	0	0.00	0.38
22	G S RAJAGOPAL	11700	0.37	0	0.00	0.00	0	0.00	0	0.00	0.37
23	SURYA PRAKASH GOWRA	9600	0.32	0	0.00	0.00	0	0.00	0	0.00	0.32
24	SOMA MANDRAMA	9000	0.30	0	0.00	0.00	0	0.00	0	0.00	0.30
25	SOMA PRADYUMNA	8500	0.28	0	0.00	0.00	0	0.00	0	0.00	0.28
26	SARITHA SHANKAR	7500	0.25	0	0.00	0.00	0	0.00	0	0.00	0.25
27	SHALINI NAGARAJ	7300	0.24	0	0.00	0.00	0	0.00	0	0.00	0.24
28	GOWRA RADHA	7200	0.24	0	0.00	0.00	0	0.00	0	0.00	0.24
29	ADITYA SRINIVAS GOWRA	6883	0.23	0	0.00	0.00	0	0.00	0	0.00	0.23
30	NANDA GOWRA	6200	0.21	0	0.00	0.00	0	0.00	0	0.00	0.21
31	SOMA SUDHEER	5600	0.18	0	0.00	0.00	0	0.00	0	0.00	0.18
32	G.R.LEELAVATHAMMA	5000	0.17	0	0.00	0.00	0	0.00	0	0.00	0.17
33	REKHA SUBRA RAO GOWRA	4900	0.16	0	0.00	0.00	0	0.00	0	0.00	0.16
34	GOWRA NICHAN KUMAR	4700	0.16	0	0.00	0.00	0	0.00	0	0.00	0.16
35	G.L.PRASAD, PARTNER, G.P.C.	4600	0.15	0	0.00	0.00	0	0.00	0	0.00	0.15
36	SOMA PRASHANT	4000	0.13	0	0.00	0.00	0	0.00	0	0.00	0.13
37	LEELAVATHAMMA RATNAM GOWRA	4000	0.13	0	0.00	0.00	0	0.00	0	0.00	0.13
38	S.R.SRINIVAS	3545	0.11	0	0.00	0.00	0	0.00	0	0.00	0.11
39	ASHOK KUMAR GOWRA	3000	0.10	0	0.00	0.00	0	0.00	0	0.00	0.10
40	SOMA DAYANAND	3000	0.10	0	0.00	0.00	0	0.00	0	0.00	0.10
41	GOWRA SHINIVAS	2845	0.09	0	0.00	0.00	0	0.00	0	0.00	0.09
42	S. R. SRIFAD RAO	2845	0.09	0	0.00	0.00	0	0.00	0	0.00	0.09
43	G ANIL KUMAR	2000	0.07	0	0.00	0.00	0	0.00	0	0.00	0.07
44	HARSHANATH VISAYA LAKSHMI SHAMMUR	1500	0.05	0	0.00	0.00	0	0.00	0	0.00	0.05
45	SOMA HITIYA	1500	0.05	0	0.00	0.00	0	0.00	0	0.00	0.05
46	SOMA RANJINI	1500	0.05	0	0.00	0.00	0	0.00	0	0.00	0.05
47	PALLAVI PRASHAKAE	1500	0.05	0	0.00	0.00	0	0.00	0	0.00	0.05
48	KASTURBA SR	1500	0.05	0	0.00	0.00	0	0.00	0	0.00	0.05
49	GOWRA SHARITRI	1400	0.04	0	0.00	0.00	0	0.00	0	0.00	0.04
50	GOWRA YASHODHAMMA	1200	0.04	0	0.00	0.00	0	0.00	0	0.00	0.04
51	GOWRA GANESH	1000	0.03	0	0.00	0.00	0	0.00	0	0.00	0.03
52	GOWRA M SHANITHA	500	0.02	0	0.00	0.00	0	0.00	0	0.00	0.02
53	KANTHI NAGARAJ GOWRA	400	0.01	0	0.00	0.00	0	0.00	0	0.00	0.01
54	RAMANIANEYULU G	400	0.01	0	0.00	0.00	0	0.00	0	0.00	0.01
TOTAL :		1798721	59.81	0	0.00	0.00	0	0.00	0	0.00	59.81

For Gowra Leasing & Finance Ltd.

Managing Director

(b)(1) Statement showing holding of securities (including shares, warrants, convertible securities) of persons belonging to the category "Public" and holding more than 1% of the total number of shares		Shares as a percentage of total number of shares (i.e., Grant total (A)-(B)-(C) indicated in Statement at para (1)(a) above)		Details of warrants		Details of convertible securities		Total shares (including underlying shares assuming full conversion of warrants and convertible securities) as a % of diluted share capital
Sr.No.	Name of the shareholder	Number of shares held		Number of warrants held	As a % total number of warrants of the same class	Number of convertible securities held	% w.r.t total number of convertible securities of the same class	
TOTAL :		0		0		0		0

For Gowra Leasing & Finance Ltd.


Managing Director

Statement showing holding of securities (including shares, warrants, convertible securities) of persons (together with PAC) belonging to the category "Public" and holding more than 5% of the total number of shares of the company								
Sr.No.	Name(s) of the shareholder(s) and the Persons Acting in Concert (PAC) with shares held	Number of shares held	Shares as a percentage of total number of shares (i.e., Grant total (A)/(B)-(C) indicated in Statement at para (1)(a) above)	Details of warrants		Details of convertible securities		Total shares (including underlying shares assuming full conversion of warrants and convertible securities) as a % of diluted share capital
				Number of warrants held	As a % total number of warrants of the same class	Number of convertible securities held	% w.r.t total number of convertible securities of the same class	
TOTAL :		0	0	0	0	0	0	0

For Gowra Leasing & Finance Ltd.

Managing Director


(l)(d) STATEMENT SHOWING DETAILS OF LOCKED-IN SHARES*				
Sr.No.	Name of the shareholder	Number of locked-in shares	Locked-in shares as a (%) percentage of total number of shares (i.e, Grand Total (A)+(B)+(C) Indicated in Statement at para (l)(a) above)	Promoter/Promoter Group/Public
TOTAL :		0	0	

For Gowra Leasing & Finance Ltd.


Managing Director


(II)(a) STATEMENT SHOWING DETAILS OF DEPOSITORY RECEIPTS (DRS)				
Sr.No.	Type of outstanding DR (ADRs,GDRs,SDRs,etc.)	Number of outstanding DRs	Number of shares underlying outstanding DRs	Shares underlying outstanding DRs as a percentage of total number of shares (i.e., Grand Total (A)+(B)+(C) indicated in Statement at Para(I)(a) above}
TOTAL :		0	0	0

For Gowra Leasing & Finance Ltd.


Managing Director

(ii)(b) Statement showing Holding of Depository Receipts (DRs), where underlying shares held by "Promoter/Promoter group" are in excess of 1% of the total number shares.				
Sr.No.	Name of the DR Holder	Type of outstanding DR (ADRs, GDRs, SDRs, etc.)	Number of shares underlying outstanding DRs	Shares underlying outstanding DRs as a percentage of total number of shares (i.e., Grand Total (A)+(B)+(C) indicated in Statement at para(i)(a) above)
TOTAL :			0	0

For Gowra Leasing & Finance Ltd.


Managing Director