


(1)(a) STATEMENT SHOWING SHAREHOLDING PATTERN IN CLAUSE-35

NAME OF THE COMPANY:GOWRA LEASING & FINANCE LIMITED			
SCRIP CODE:	530709	Name of the Scrip: GOWRALE	
Class of Security:			
QUARTER ENDED:	31/03/2015		
Partly paid-up shares	No. of partly paid-up shares	As a % of total no. of partly paid-up shares	As a % of total no. of shares of the Company.
Held by promoter/promoter group	0	0	0
Held by Public	0	0	0
Total:	0	0	0
Outstanding convertible securities:	No. of outstanding securities	As a % of total no. of outstanding convertible securities.	As a % of total no. of shares of the Company assuming full conversion of the convertible securities
Held by promoter/promoter group	0	0	0
Held by Public	0	0	0
Total:	0	0	0
Warrants:	No. of warrants	As a % of total no. of warrants	As a % of total no. of shares of the Company, assuming full conversion of warrants
Held by promoter/promoter group	0	0	0
Held by Public	0	0	0
Total:	0	0	0
Total paid-up capital of the Company, assuming full conversion of warrants and convertible securities	3000300	0	100.00

For Gowra Leasing & Finance Ltd.


Managing Director

CATEGORY CODE	CATEGORY OF SHAREHOLDER	NO OF SHAREHOLDERS	TOTAL NUMBER OF SHARES	NO OF SHARES HELD IN DEMATERIALIZED FORM	TOTAL SHAREHOLDING AS A % OF TOTAL NO OF SHARES		SHARES PLEDGE OR OTHERWISE ENCUMBERED	
					AS a PERCENTAGE of (A+B)	As a PERCENTAGE of (A+B+C)	NUMBER OF SHARES	AS a PERCENTAGE
(i)	(ii)	(iii)	(iv)	(v)	(vi)	(vii)	(viii)	(ix)=(viii)/(iv)*100
(A)	PROMOTER AND PROMOTER GROUP							
(1)	INDIAN							
(a)	Individual / HUF	51	1254263	1230163	41.80	41.80	0	0.00
(b)	Central Government/State Government(s)	0	0	0	0.00	0.00	0	0.00
(c)	Bodies Corporate	1	547900	547900	18.26	18.26	0	0.00
(d)	Financial Institutions / Banks	0	0	0	0.00	0.00	0	0.00
(e)	Others	0	0	0	0.00	0.00	0	0.00
	Sub-Total A(1) :	52	1802163	1778063	60.07	60.07	0	0.00
(2)	FOREIGN							
(a)	Individuals (NRIs/Foreign Individuals)	0	0	0	0.00	0.00	0	0.00
(b)	Bodies Corporate	0	0	0	0.00	0.00	0	0.00
(c)	Institutions	0	0	0	0.00	0.00	0	0.00
(d)	Qualified Foreign Investor	0	0	0	0.00	0.00	0	0.00
(e)	Others	0	0	0	0.00	0.00	0	0.00
	Sub-Total A(2) :	0	0	0	0.00	0.00	0	0.00
	Total A=A(1)+A(2)	52	1802163	1778063	60.07	60.07	0	0.00
(B)	PUBLIC SHAREHOLDING							
(1)	INSTITUTIONS							
(a)	Mutual Funds /UTI	0	0	0	0.00	0.00		
(b)	Financial Institutions /Banks	0	0	0	0.00	0.00		
(c)	Central Government / State Government(s)	0	0	0	0.00	0.00		
(d)	Venture Capital Funds	0	0	0	0.00	0.00		
(e)	Insurance Companies	0	0	0	0.00	0.00		
(f)	Foreign Institutional Investors	0	0	0	0.00	0.00		
(g)	Foreign Venture Capital Investors	0	0	0	0.00	0.00		
(h)	Qualified Foreign Investor	0	0	0	0.00	0.00		
(i)	Others	0	0	0	0.00	0.00		
	Sub-Total B(1) :	0	0	0	0.00	0.00		
(2)	NON-INSTITUTIONS							
(a)	Bodies Corporate	9	2413	2313	0.08	0.08		
(b)	Individuals							
	(i) Individuals holding nominal share capital upto Rs.1 lakh	1447	1053119	275304	35.10	35.10		
	(ii) Individuals holding nominal share capital in excess of Rs.1 lakh	10	124760	11760	4.16	4.16		
(c)	Others							
	Sub-Total B(2) :	1472	1198137	289422	39.93	39.93		
	Total B=B(1)+B(2) :	1472	1198137	289422	39.93	39.93		
	Total (A+B) :	1524	3000300	2067485	100.00	100.00		
(C)	Shares held by custodians, against which Depository Receipts have been issued							
(1)	Promoter and Promoter Group							
(2)	Public	0	0	0	0.00	0.00		
	GRAND TOTAL (A+B+C) :	1524	3000300	2067485	100.00	0.00	0	0.00

For Gowra Leasing & Finance Ltd.

Managing Director


(I)(b) Statement showing holding of securities (including shares, warrants, convertible securities) of persons belonging to the category "Promoter and Promoter Group"												
Sr.No	Name of the Shareholder	Details of Shares held		Encumbered shares (*)			Details of Warrants		Details of convertible securities		Total Shares (including underlying shares assuming full conversion of warrants and convertible securities) as a % of diluted share capital	
		No. of Shares held	As a % of grand total (A)+(B)+(C)	Pledge Shares	AS a percentage	AS a % of grand total (A) + (B) + (C) of sub-clause (i)(a)	Number of warrants held	As a % total number of warrants of the same class	Number of convertible securities held	As a % total number of convertible securities of the same class		
(I)	(II)	(III)	(IV)	(V)	(VI)=(V)/(III)*100	(VII)	(VIII)	(IX)	(X)	(XI)	(XII)	
1	GOWRA PETROCHEM PRIVATE LIMITED	547900	18.26	0	0.00	0.00	0	0.00	0	0.00	18.26	
2	SRINIVAS GOWRA	126153	4.20	0	0.00	0.00	0	0.00	0	0.00	4.20	
3	LAKSHMI NARAYANA GOWRA	101100	3.37	0	0.00	0.00	0	0.00	0	0.00	3.37	
4	RAMADEVI LAKSHMINARAYANA GOWRA	83300	2.78	0	0.00	0.00	0	0.00	0	0.00	2.78	
5	G S RAJA GOPAL	77800	2.59	0	0.00	0.00	0	0.00	0	0.00	2.59	
6	SUBBARAM LAKSHMINARAYANA GOWRA	73800	2.46	0	0.00	0.00	0	0.00	0	0.00	2.46	
7	ADITYA SRINIVAS GOWRA	72761	2.43	0	0.00	0.00	0	0.00	0	0.00	2.43	
8	RAMESH BABU GOWRA SUBBARAYASETTY	69700	2.32	0	0.00	0.00	0	0.00	0	0.00	2.32	
9	ARVIND LAKSHMI NARAYANA GOWRA	69200	2.31	0	0.00	0.00	0	0.00	0	0.00	2.31	
10	SABITHA SRINIVAS GOWRA	66800	2.23	0	0.00	0.00	0	0.00	0	0.00	2.23	
11	GOWRA ANIL KUMAR	52300	1.74	0	0.00	0.00	0	0.00	0	0.00	1.74	
12	G S RAMESH BABU	50032	1.67	0	0.00	0.00	0	0.00	0	0.00	1.67	
13	SUBBARAJ SRINIVAS GOWRA	49600	1.65	0	0.00	0.00	0	0.00	0	0.00	1.65	
14	NAGARAJUNA SRINIVAS GOWRA	46900	1.56	0	0.00	0.00	0	0.00	0	0.00	1.56	
15	G ROJA	42300	1.41	0	0.00	0.00	0	0.00	0	0.00	1.41	
16	GOWRA VENKATA RATNAM	36600	1.22	0	0.00	0.00	0	0.00	0	0.00	1.22	
17	SOMA SRI HARSHA	36300	1.21	0	0.00	0.00	0	0.00	0	0.00	1.21	
18	G L PRASAD	20100	0.67	0	0.00	0.00	0	0.00	0	0.00	0.67	
19	G S RAJAGOPAL	15200	0.51	0	0.00	0.00	0	0.00	0	0.00	0.51	
20	GOWRA RAJGOPAL NIRMALA	15000	0.50	0	0.00	0.00	0	0.00	0	0.00	0.50	
21	SOMA VIJAYA LAXMI	13000	0.43	0	0.00	0.00	0	0.00	0	0.00	0.43	
22	GOWRA RAMANJANEYULU	11500	0.38	0	0.00	0.00	0	0.00	0	0.00	0.38	
23	SURYA PRAKASH GOWRA	9600	0.32	0	0.00	0.00	0	0.00	0	0.00	0.32	
24	SOMA MANORAMA	9000	0.30	0	0.00	0.00	0	0.00	0	0.00	0.30	
25	SOMA PRADYUMNA	8500	0.28	0	0.00	0.00	0	0.00	0	0.00	0.28	
26	SMITHA SHANKAR	7500	0.25	0	0.00	0.00	0	0.00	0	0.00	0.25	
27	SHALINI NAGARAJ	7300	0.24	0	0.00	0.00	0	0.00	0	0.00	0.24	
28	GOWRA RADHA	7100	0.24	0	0.00	0.00	0	0.00	0	0.00	0.24	
29	ADITYA SRINIVAS GOWRA	6883	0.23	0	0.00	0.00	0	0.00	0	0.00	0.23	
30	NANDA GOWRA	6500	0.22	0	0.00	0.00	0	0.00	0	0.00	0.22	
31	SOMA SUDHEER	5500	0.18	0	0.00	0.00	0	0.00	0	0.00	0.18	
32	G.R.LEELAVATHAMMA	5000	0.17	0	0.00	0.00	0	0.00	0	0.00	0.17	
33	REKHA SUBBA RAJ GOWRA	4900	0.16	0	0.00	0.00	0	0.00	0	0.00	0.16	
34	GOWRA MOHAN KUMAR	4700	0.16	0	0.00	0.00	0	0.00	0	0.00	0.16	
35	G.L.PRASAD, PARTNER, G.P.C.	4400	0.15	0	0.00	0.00	0	0.00	0	0.00	0.15	
36	SOMA PRASHANT	4000	0.13	0	0.00	0.00	0	0.00	0	0.00	0.13	
37	LEELAVATHAMMA RATNAM GOWRA	4000	0.13	0	0.00	0.00	0	0.00	0	0.00	0.13	
38	KANTHI NAGARAJUN GOWRA	3658	0.12	0	0.00	0.00	0	0.00	0	0.00	0.12	
39	S.R.SRINIVAS	3346	0.11	0	0.00	0.00	0	0.00	0	0.00	0.11	
40	ASHOK KUMAR GOWRA	3000	0.10	0	0.00	0.00	0	0.00	0	0.00	0.10	
41	SOMA DAYANAND	3000	0.10	0	0.00	0.00	0	0.00	0	0.00	0.10	
42	GOWRA SRINIVAS	2845	0.09	0	0.00	0.00	0	0.00	0	0.00	0.09	
43	S. R. SRIPAD RAJ	2485	0.08	0	0.00	0.00	0	0.00	0	0.00	0.08	
44	G ANIL KUMAR	2000	0.07	0	0.00	0.00	0	0.00	0	0.00	0.07	
45	RAGHUNATH VIJAYA LAKSHMI SHAMNUR	1500	0.05	0	0.00	0.00	0	0.00	0	0.00	0.05	
46	SOMA NITHYA	1500	0.05	0	0.00	0.00	0	0.00	0	0.00	0.05	
47	SOMA RANJINI	1500	0.05	0	0.00	0.00	0	0.00	0	0.00	0.05	
48	PALLAVI PRABHAKAR	1500	0.05	0	0.00	0.00	0	0.00	0	0.00	0.05	
49	KASTUBHA S.R	1500	0.05	0	0.00	0.00	0	0.00	0	0.00	0.05	
50	GOWRA YASHODAMMA	1200	0.04	0	0.00	0.00	0	0.00	0	0.00	0.04	
51	GOWRA M SHANTHA	500	0.02	0	0.00	0.00	0	0.00	0	0.00	0.02	
52	RAMANJANEYULU G	400	0.01	0	0.00	0.00	0	0.00	0	0.00	0.01	
	TOTAL :	1802163	60.07	0	0.00	0.00	0	0.00	0	0.00	60.07	

For Gowra Leasing & Finance Ltd.

Managing Director

(f)(c)(i) Statement showing holding of securities (including shares, warrants, convertible securities) of persons belonging to the category "Public" and holding more than 1% of the total number of shares								
Sr.No.	Name of the shareholder	Number of shares held	Shares as a percentage of total number of shares (i.e., Grant total (A)+(B)+(C) indicated in Statement at para (f)(a) above)	Details of warrants		Details of convertible securities		Total shares (including underlying shares assuming full conversion of warrants and convertible securities) as a % of diluted share capital)
				Number of warrants held	As a % total number of warrants of the same class	Number of convertible securities held	% w.r.t total number of convertible securities of the same class	
	NIL							
TOTAL :		0		0	0	0	0	0


For Gowra Leasing & Finance Ltd.



Managing Director

(I) (c) (II)		Statement showing holding of securities (including shares, warrants, convertible securities) of persons (together with PAC) belonging to the category "Public" and holding more than 5% of the total number of shares of the company						
Sr. No.	Name(s) of the shareholder(s) and the Persons Acting in Concert (PAC) with them	Number of shares held	Shares as a percentage of total number of shares (i.e., Grant total (A)+(B)+(C) indicated in Statement at para (I)(a) above)	Details of warrants		Details of convertible securities		Total shares (including underlying shares assuming full conversion of warrants and convertible securities) as a % of diluted share capital)
				Number of warrants held	As a % total number of warrants of the same class	Number of convertible securities held	% w.r.t total number of convertible securities of the same class	
	NIL							
TOTAL :		0	0	0	0	0	0	0

For Gowra Leasing & Finance Ltd.



Managing Director

(1)(d) STATEMENT SHOWING DETAILS OF LOCKED-IN SHARES ¹				
Sr.No.	Name of the shareholder	Number of locked-in shares	Locked-in shares as a (%) percentage of total number of shares (i.e, Grand Total (A)+(B)+(C) Indicated in Statement at para (1)(a) above)	Promoter/Promoter Group/Public
	Nil			
	TOTAL :	0	0	

For Gowra Leasing & Finance Ltd.


Managing Director


(II)(a) STATEMENT SHOWING DETAILS OF DEPOSITORY RECEIPTS (DRS)				
Sr.No.	Type of outstanding DR (ADRs,GDRs,SDRs,etc.)	Number of outstanding DRs	Number of shares underlying outstanding DRs	Shares underlying outstanding DRs as a percentage of total number of shares (i.e., Grand Total (A)+(B)+(C) indicated in Statement at Para(I)(a) above)
TOTAL :		0	0	0

For Gowra Leasing & Finance Ltd.


 Managing Director

(II)(b) Statement showing Holding of Depository Receipts (DRs), where underlying shares held by "Promoter/Promoter group" are in excess of 1% of the total number shares.				
Sr.No.	Name of the DR Holder	Type of outstanding DR (ADRs,GDRs,SDRs, etc.)	Number of shares underlying outstanding DRs	Shares underlying outstanding DRs as a percentage of total number of shares (i.e., Grand Total (A)+(B)+(C) Indicated in Statement at para(I)(a) above)
TOTAL :			0	0

For Gowra Leasing & Finance Ltd.


Managing Director